


PLT3 520D

Metal Can® TO38

Green Laser Diode in TO38 ICut Package



Applications

- Augmented Reality, Mixed Reality
- Measurement Levelling
- Projection Home LED & Laser
- Projection Professional LED & Laser
- Stage Lighting (LED & Laser)

Features:

- Optical output power (continuous wave): 100 mW ($T_c = 25^\circ\text{C}$)
- Optical output power (pulse wave): 140 mW ($T_c = 25^\circ\text{C}$)
- Efficient radiation source for cw and pulsed operation
- Single mode semiconductor laser
- High modulation bandwidth
- Miniaturized TO38 ICut package
- Laser diode isolated against package
- Typical emission wavelength: 520 nm

Ordering Information

Type	Peak output power typ. P_{opt}	Ordering Code
PLT3 520D	140 mW	Q65112A6822

Pulse conditions: $\leq 10 \mu\text{s}$, $\leq 50\%$ DC, $\leq 300 \text{ mA}$, 50°C

Maximum Ratings

Parameter	Symbol		Values
Operating temperature	T_{op}	min.	-20 °C
		max.	60 °C
Storage temperature	T_{stg}	min.	-40 °C
		max.	85 °C
Junction temperature	T_j	max.	120 °C
Forward current ¹⁾	I_F	max.	330 mA
Reverse voltage ²⁾	V_R	max.	2 V
Soldering temperature $t_{max} = 10$ s	T_S	max.	260 °C

Operation outside these conditions may damage the device. Operation at maximum ratings may influence lifetime.

Characteristics

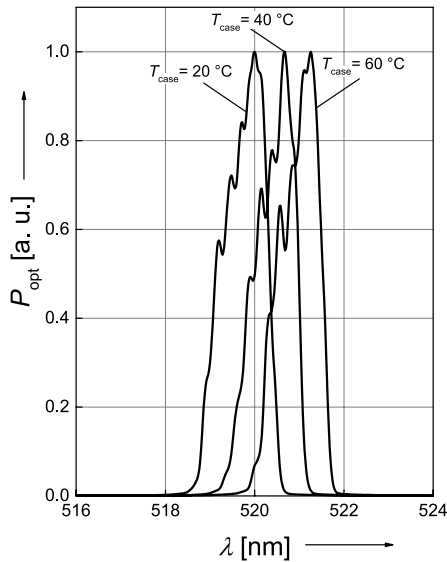
P_{opt} = CW mode: 80 mW; Pulse mode: 140 mW; T_{case} = 25 °C

Parameter	Symbol		Values
Operating voltage ³⁾	V_{op}	typ.	6 V
CW P_{opt} = 110 mW		max.	8 V
Peak wavelength ⁴⁾	λ_{peak}	min.	515 nm
		typ.	520 nm
		max.	530 nm
Spectral bandwidth (FWHM)	$\Delta\lambda$	typ.	1 nm
Peak output power ⁵⁾	P_{opt}	min.	110 mW
		Pulse mode*	typ.
Peak output power ⁵⁾	P_{opt}	min.	80 mW
		CW with 240 mA	typ.
Peak output power CW with 200 mA	P_{opt}	typ.	80 mW
Beam divergence (FWHM) parallel to pn-junction CW P_{opt} = 110 mW	$\Theta_{ }$	min.	5 °
		typ.	6.2 °
		max.	8 °
Beam divergence (FWHM) perpendicular to pn-junction CW P_{opt} = 110 mW	Θ_{\perp}	min.	18 °
		typ.	22.5 °
		max.	25 °
Threshold current	I_{th}	typ.	50 mA
		max.	90 mA
TE polarization CW P_{opt} = 110 mW	P_{TE}	typ.	100:1
Modulation frequency	f	min.	100 MHz
Thermal resistance junction case real	R_{thJC}	typ.	38 K / W

*Pulse conditions: $\leq 10 \mu s$, $\leq 50 \% DC$, $\leq 300 mA$, 50 °C

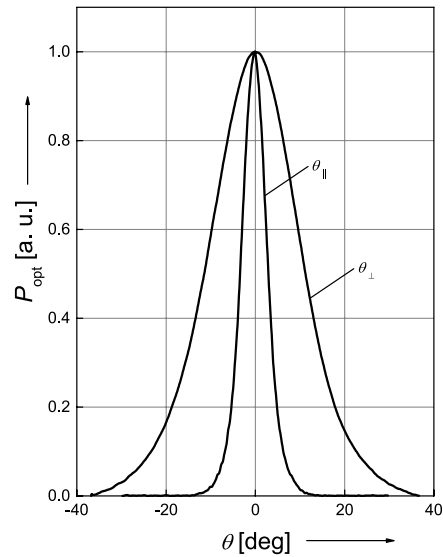
Relative Spectral Emission ⁶⁾

$I_{e,rel} = f(\lambda); I_F = 300 \text{ mA}; P_{opt} = 80 \text{ mW}$



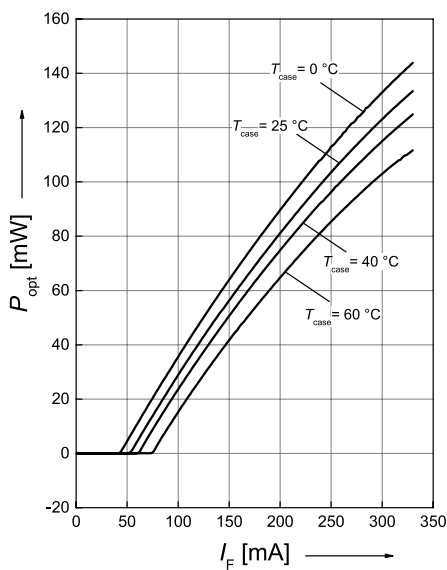
Beam Divergence ⁶⁾

$P_{opt} = f(\Theta)$



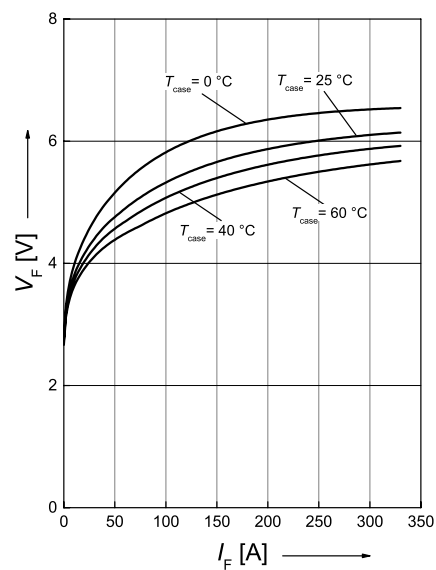
Optical Output Power ^{6), 7)}

$P_{opt} = f(I_F); \text{CW operations}$



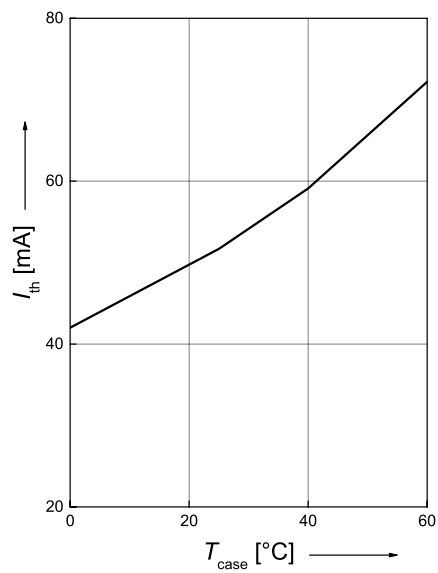
Opt. Power / Forward Voltage ^{6), 7)}

$V_F = f(I_F); \text{CW operations}$

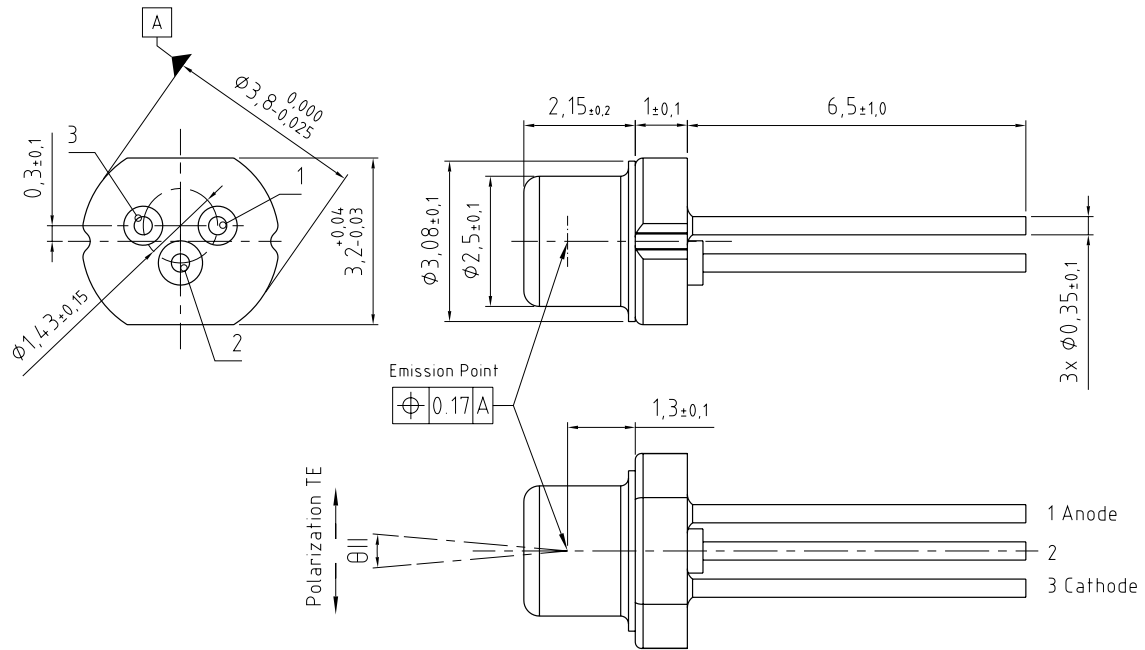


Threshold Current

$$I_{th} = f(T_C)$$



Dimensional Drawing ⁸⁾



C63062-A4377-A1 -01

Further Information:

Approximate Weight: 141.0 mg

ESD advice: ATTENTION – Observe Precautions For Handling – Electrostatic Sensitive Device

Pin	Description
PIN 1	LD Anode
PIN 2	Case
PIN 3	LD Cathode

Notes

Depending on the mode of operation, these devices emit highly concentrated visible and non visible light which can be hazardous to the human eye. Products which incorporate these devices have to follow the safety precautions given in IEC 60825-1.

Subcomponents of this device contain, in addition to other substances, metal filled materials including silver. Metal filled materials can be affected by environments that contain traces of aggressive substances. Therefore, we recommend that customers minimize device exposure to aggressive substances during storage, production, and use. Devices that showed visible discoloration when tested using the described tests above did show no performance deviations within failure limits during the stated test duration. Respective failure limits are described in the IEC60810.

Important notes of operation for laser diode

a) Electrical operation

OSRAMs laser diodes are designed for maximum performance and reliability. Operating the laser diode above the maximum rating even for very short periods of time can damage the laser diode or reduce its lifetime. The laser diode must be operated with a suitable power supply with minimized electrical noise. The laser diode is very sensitive to electrostatic discharge (ESD). Proper precautions must be taken.

b) Mounting instructions

In order to maintain the lifetime of the laser diode proper heat management is essential. Due to the design of the laser diode heat is dissipated only through the base plate of the diode's body. A proper heat conducting interconnection between the diodes base plate and the heat sink must be maintained.

For further application related information please visit www.osram-os.com/appnotes

Disclaimer

Attention please!

The information describes the type of component and shall not be considered as assured characteristics. Terms of delivery and rights to change design reserved. Due to technical requirements components may contain dangerous substances.

For information on the types in question please contact our Sales Organization.

If printed or downloaded, please find the latest version on the OSRAM OS website.

Packing

Please use the recycling operators known to you. We can also help you – get in touch with your nearest sales office. By agreement we will take packing material back, if it is sorted. You must bear the costs of transport. For packing material that is returned to us unsorted or which we are not obliged to accept, we shall have to invoice you for any costs incurred.

Product and functional safety devices/applications or medical devices/applications

OSRAM OS components are not developed, constructed or tested for the application as safety relevant component or for the application in medical devices.

OSRAM OS products are not qualified at module and system level for such application.

In case buyer – or customer supplied by buyer – considers using OSRAM OS components in product safety devices/applications or medical devices/applications, buyer and/or customer has to inform the local sales partner of OSRAM OS immediately and OSRAM OS and buyer and /or customer will analyze and coordinate the customer-specific request between OSRAM OS and buyer and/or customer.

Glossary

- 1) **Operating/Forward current:** IF is measured with an internal reproducibility of $\pm 7\%$ (acc. to GUM with a coverage factor of $k = 3$).
- 2) **Reverse Operation:** This product is intended to be operated applying a forward current within the specified range. Applying any continuous reverse bias or forward bias below the voltage range of light emission shall be avoided because it may cause migration which can change the electro-optical characteristics or damage the LED.
- 3) **Operating/Forward voltage:** VF is measured with an internal reproducibility of $\pm 0.05\text{ V}$ (acc. to GUM with a coverage factor of $k = 3$).
- 4) **Wavelength:** λ_{peak} is measured with an internal reproducibility of $\pm 0.3\text{ nm}$ (acc. to GUM with a coverage factor of $k = 3$).
- 5) **Brightness:** The brightness values are measured with a tolerance of $\pm 11\%$.
- 6) **Typical Values:** Due to the special conditions of the manufacturing processes of semiconductor devices, the typical data or calculated correlations of technical parameters can only reflect statistical figures. These do not necessarily correspond to the actual parameters of each single product, which could differ from the typical data and calculated correlations or the typical characteristic line. If requested, e.g. because of technical improvements, these typ. data will be changed without any further notice.
- 7) **Testing temperature:** TA = 25°C (unless otherwise specified)
- 8) **Tolerance of Measure:** Unless otherwise noted in drawing, tolerances are specified with ± 0.1 and dimensions are specified in mm.

Revision History

Version	Date	Change
1.0	2019-01-14	Initial Version
1.0	2019-01-16	Additional Information
1.0	2019-02-01	Initial Version
1.1	2021-02-19	Applications Maximum Ratings

Published by OSRAM Opto Semiconductors GmbH EU RoHS and China RoHS compliant product
Leibnizstraße 4, D-93055 Regensburg
www.osram-os.com © All Rights Reserved.



此产品符合欧盟 RoHS 指令的要求；
按照中国的相关法规和标准，不含有毒有害物质或元素。